



PERSONAL GROUNDING

ESD Footwear used for grounding on conductive or dissipative surfaces on electronic sensitive areas.

The shoe has a dissipative insole for added ESD protection, comfort and ergonomics. A conductive and anti-slip rubber outer sole grounds the shoe to the floor.

The shoe is also recommended for those who work in a cleanroom (non-sterile), restaurant, food service, hospital, clinic and healthcare industries.



> Benefits

- Lightweight and ergonomic
- Excellent grounding conductor
- ESD Rubber Anti-Slip Sole
- Can be used in cleanrooms
- Water repellent
- Resistant to bacteria or fungi
- Vents option
- Made in Mexico
- ESD Comfortable Insole



* See attached table code

> General information

Size / Length	CM: 23 to 31 / US: 5 to 13
UM	Pair
Main material	EVA
Colors	White & black  

* No half sizes

* Limited Transpiration

Industry	Electronic, automotive, food (food service, restaurant), medical & healthcare, cleanroom.
Cleaning	Use a cloth, soap and water

> Technical Information

Lower limit (ohms)	7.5×10^5
Upper limit (ohms)	$< 1 \times 10^7$
Voltage generation	< 100 volts
Download time	0.01 sec

* The resistance range may vary depending on the humidity

> Standards , warranties and care

Rules applying	ANSI/ESD S20.20-2014 ANSI/ESD STM 9.1-2006
Physical guarantee	1 month
Electric guarantee	12 months

> Cautions

Do not expose to solvents, chemicals or high temperatures. Do not leave the shoes in the sun or in the car, as this can cause the shoe to deform. Do not remove or change the insole, otherwise the electrical and physical guarantee will not apply.

This data is based on information we believe to be correct. It is offered in good faith but without guarantee in respect of the application and use of the product, since the conditions and methods of use are beyond the control of the company. Before the final use of the product, we recommend the user to perform a detailed assessment of the same through the implementation and use of significant samples. Users are responsible for checking the validity of the information provided.



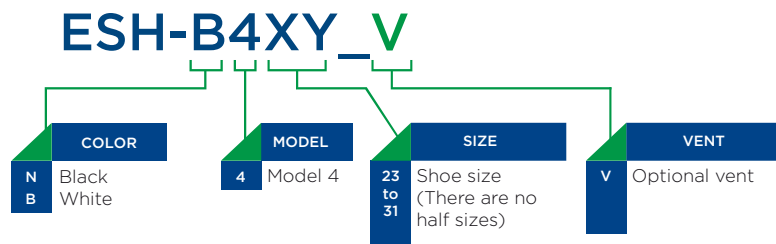
ESTASHOE CONVERSION CHART

	Size								
MX (CM)	23	24	25	26	27	28	29	30	31
US MEN	5	6	7	8	9	10	11	12	13
US WOMAN	6	7	8	9	10	11	12	13	14

* Our shoe sizes are shown in CM & US MEN in the sole of the Estashoe

HOW TO MAKE YOUR SHOE CODE

- ESH - Estashoe
- B - Shoe color
- 4 - Shoe model
- XY - Shoe size (cm)
- V - Optional vent



This data is based on information we believe to be correct. It is offered in good faith but without guarantee in respect of the application and use of the product, since the conditions and methods of use are beyond the control of the company. Before the final use of the product, we recommend the user to perform a detailed assessment of the same through the implementation and use of significant samples. Users are responsible for checking the validity of the information provided.